











# Core Curriculum

1. Indicate your institution and discipline.							
Institution							
Discipline							
	Accounting	Actuarial Science	Adult Education	Advertising and Public Relations	African Studies	African-American Studies	Agriculture
Institution & Discipline	0.0% (0)	0.0% (0)	0.0% (0)	0.0% (0)	0.0% (0)	0.0% (0)	0.0% (0)

2. Your status:			
		Response Percent	Response Count
Full-time instructor (including full-time professors, lecturers, etc.)		87.1%	74
Part-time instructor		0.0%	0
Graduate teaching assistant		0.0%	0
Administrator		10.6%	9
Other		2.4%	2
<b>answered question</b>			<b>85</b>
<b>skipped question</b>			<b>0</b>






3. How many years have you been working in the University System of Georgia?			Response Percent	Response Count
1-6			47.1%	40
7-14			22.4%	19
15 or more			30.6%	26
			<i>answered question</i>	<b>85</b>
			<i>skipped question</i>	<b>0</b>

4. In the last two years, have you taught a course in Areas A-E?			Response Percent	Response Count
Yes			11.8%	10
No			88.2%	75
			<i>answered question</i>	<b>85</b>
			<i>skipped question</i>	<b>0</b>

5. For the last two years, have your teaching responsibilities consisted exclusively or primarily of courses in Areas A-E?			Response Percent	Response Count
Yes			8.2%	7
No			91.8%	78
			<i>answered question</i>	<b>85</b>
			<i>skipped question</i>	<b>0</b>




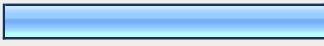


6. As you can see in the draft, the Committee proposes that the System should not specify learning outcomes but rather should specify more general learning goals and direct each institution to develop learning outcomes that apply these goals to their specific institutions. Do you think this is a good idea?

1 indicates that you think it is a very bad idea.  
5 indicates that you think it is a very good idea.

		Response Percent	Response Count
1		0.0%	0
2		10.8%	7
3		16.9%	11
4		44.6%	29
5		26.2%	17
Don't Know		1.5%	1
<b><i>answered question</i></b>			<b>65</b>
<b><i>skipped question</i></b>			<b>20</b>

7. The Committee proposes that the learning goals would be stated without descriptions but instead with examples of learning outcomes that would fall under each goal. Do you think this is a good idea?

1 indicates that you think it is a very bad idea.  
5 indicates that you think it is a very good idea.




		Response Percent	Response Count
1		2.9%	2
2		7.4%	5
3		25.0%	17
4		35.3%	24
5		22.1%	15
Don't Know		7.4%	5
<b><i>answered question</i></b>			<b>68</b>
<b><i>skipped question</i></b>			<b>17</b>





**8. Indicate your view of the importance of the proposed learning goals to college graduates in the 21st century. 1 indicates not very important. 5 indicates very important.**

	1	2	3	4	5	Don't Know	Rating Average	Response Count
Learning Goal 1: Communications Skills	4.4% (3)	0.0% (0)	4.4% (3)	14.7% (10)	<b>75.0% (51)</b>	1.5% (1)	4.60	68
Learning Goal 2: Quantitative Skills	1.5% (1)	1.5% (1)	22.1% (15)	29.4% (20)	<b>44.1% (30)</b>	1.5% (1)	4.18	68
Learning Goal 3: Critical Thinking	4.4% (3)	0.0% (0)	5.9% (4)	5.9% (4)	<b>80.9% (55)</b>	2.9% (2)	4.68	68
Learning Goal 4A: Fine Arts	1.5% (1)	7.4% (5)	<b>45.6% (31)</b>	27.9% (19)	14.7% (10)	2.9% (2)	3.56	68
Learning Goal 4B: Humanities	1.5% (1)	0.0% (0)	33.8% (23)	<b>41.2% (28)</b>	22.1% (15)	1.5% (1)	3.87	68
Learning Goal 4C: Natural Sciences	0.0% (0)	4.4% (3)	11.8% (8)	38.2% (26)	<b>44.1% (30)</b>	1.5% (1)	4.26	68
Learning Goal 4D: Social Sciences	0.0% (0)	4.5% (3)	16.4% (11)	<b>44.8% (30)</b>	32.8% (22)	1.5% (1)	4.10	67
Learning Goal 5: U.S. and Global Perspectives	4.5% (3)	1.5% (1)	9.0% (6)	40.3% (27)	<b>43.3% (29)</b>	1.5% (1)	4.21	67
	<i>answered question</i>							<b>68</b>
	<i>skipped question</i>							<b>17</b>

**9. What is your overall opinion of the current core? 1 indicates a very low opinion of the core. 5 indicates a very high opinion of the core.**

	1	2	3	4	5	Don't Know	Rating Average	Response Count
Opinion of the Current Core	0.0% (0)	4.5% (3)	37.9% (25)	<b>45.5% (30)</b>	7.6% (5)	4.5% (3)	3.70	66
	<i>answered question</i>							<b>66</b>
	<i>skipped question</i>							<b>19</b>

10. Do you think that the size of Areas A-E is			
		Response Percent	Response Count
Too Small		0.0%	0
<b>The Right Size</b>		<b>47.8%</b>	<b>32</b>
Too Large		35.8%	24
Don't know		16.4%	11
		<i>answered question</i>	<b>67</b>
		<i>skipped question</i>	<b>18</b>

11. Do you think that the size of Area F is			
		Response Percent	Response Count
Too Small		23.9%	16
<b>The Right Size</b>		<b>52.2%</b>	<b>35</b>
Too Large		6.0%	4
Don't Know		17.9%	12
		<i>answered question</i>	<b>67</b>
		<i>skipped question</i>	<b>18</b>

12. For each of the areas below, indicate your view of how easy it is for students to transfer credits in the area. 1 indicates that transfer of credits in the area is very difficult. 5 indicates that transfer of credits in the area is very easy.

	1	2	3	4	5	Don't Know	Response Count
Area A	1.5% (1)	6.1% (4)	13.6% (9)	18.2% (12)	<b>33.3% (22)</b>	27.3% (18)	66
Area B	9.1% (6)	9.1% (6)	21.2% (14)	19.7% (13)	10.6% (7)	<b>30.3% (20)</b>	66
Area C	1.5% (1)	4.6% (3)	18.5% (12)	26.2% (17)	21.5% (14)	<b>27.7% (18)</b>	65
Area D	3.0% (2)	10.6% (7)	18.2% (12)	<b>30.3% (20)</b>	9.1% (6)	28.8% (19)	66
Area E	1.5% (1)	9.1% (6)	19.7% (13)	24.2% (16)	15.2% (10)	<b>30.3% (20)</b>	66
Area F	7.8% (5)	10.9% (7)	25.0% (16)	18.8% (12)	6.3% (4)	<b>31.3% (20)</b>	64
	<i>answered question</i>						<b>66</b>
	<i>skipped question</i>						<b>19</b>